



ASBK.COM.AU f t i y

Round 3 : Winton Motor Raceway : April 28 - 30

YMF YAMAHA R3 CUP

Race 3

Date: 30/04/17
 Event: R11
 Weather: Partly cloudy - 19.2C
 Track: Dry - Temp: 29.3C

Started at: 13:41:19
 Laps: 8
 Starters: 17
 Printed at: 14:00


PROVISIONAL CLASSIFICATION


Pos	No	Gr	Name	Machine	Laps	Race Time	Behind	Fastest Lap	On Lap	Top Speed
1	37	J	Jack MAHAFFY (VIC) / JDS Moto / JTL Insurance / Eastern Security Doors / TelMe Fleet / Signpro	Yamaha YZF-R3	8	12:32.436		1:32.915	6	156
2	20		Hunter FORD (NSW) / O Fox / City Coast M-cycles / MV Agusta Parramatta / Earmold / RST	Yamaha YZF-R3	8	12:35.843	3.407	1:33.056	5	157
3	71	J	Tommy EDWARDS (NSW) / Alpinestars / Yamaha Aust. / Repsol / Bell / Dunlop / Nautical Pools	Yamaha YZF-R3	8	12:36.735	4.299	1:33.459	4	156
4	42	C	Jack PASSFIELD (NSW) / Stay Upright / GASD Suspension / D Moto / Valley Fitness / Link Internl.	Yamaha YZF-R3	8	12:47.825	15.389	1:34.094	2	154
5	23		Corey BRIFFA (NSW) / Alex Cudlin M-sports / St. Phillip Christian College Cessnock / Eastcoast	Yamaha YZF-R3	8	12:50.015	17.579	1:35.084	8	155
6	24	J	Ben BRAMICH (VIC) / Ron Angel Classic Racing / Nolan Helmets / Ricondi / Whinner M-cycles	Yamaha YZF-R3	8	12:50.090	17.654	1:35.058	6	158
7	151	J	Locky TAYLOR (QLD) / Locky Taylor Racing / LKI Brand / Fitness2Podium / Perth Hydrographics	Yamaha YZF-R3	8	12:52.860	20.424	1:35.379	4	157
8	152	D	Dan THOMAS (NSW) / LTR Honda / Inglis Plumbing / Marriott's Smash Repair / S'moto Armidale	Yamaha YZF-R3	8	12:57.591	25.155	1:35.867	7	156
9	34		Boyd HOCKING (VIC) / DPH Motorsport Yamaha	Yamaha YZF-R3	8	12:57.654	25.218	1:35.726	7	157
10	13		Andrew HANNAN (VIC) / Ringwood Automatics	Yamaha YZF-R3	8	12:57.994	25.558	1:36.038	8	155
11	28	C	Tayla RELPH (QLD) / North Star Yamaha / Motorcycle Sportsmen / Pirelli / MotoNational Access.	Yamaha YZF-R3	8	13:11.291	38.855	1:37.530	2	152
12	11		Chris BALEN (NSW)	Yamaha YZF-R3	8	13:38.808	1:06.372	1:40.967	6	150
13	53		John HENDERSON (VIC)	Yamaha YZF-R3	8	13:42.076	1:09.640	1:41.395	8	149
14	70	J	Troy RYAN (NSW) / Taree Motorcycles	Yamaha YZF-R3	8	14:01.349	1:28.913	1:42.975	7	156
15	65	C	Jonah SITA (WA) / Flashpoint Motosport	Yamaha YZF-R3	8	14:01.372	1:28.936	1:43.020	8	152
16	27		Mark BOTTOMLEY (VIC)	Yamaha YZF-R3	8	14:16.146	1:43.710	1:45.707	6	141
DNF	31		Chris DOBIE (NSW) / AMCN / Pirelli / YMF / Fred Gassit Yukkarn	Yamaha YZF-R3	1	1:49.451	7 Laps	1:49.451	1	146

Fastest Lap was 1:32.915 by Jack MAHAFFY (VIC)

Current race lap record for R3 class - 1:32.824 by Jack PASSFIELD (NSW) on a Yamaha YZF-R3 set on 30/04/17

The results are provisional until the end of the time limit for protests and appeals.


 Chief Time Keeper - Scott Laing


 Clerk of Course - Tom Williams

Computime Race Timing Systems Pty Ltd © 1996
 Licensed to Computime Race Timing Systems

www.computime.com.au

COMPUTIME RACE TIMING SYSTEMS PTY LTD





ASBK.COM.AU f t i y

Round 3 : Winton Motor Raceway : April 28 - 30

YMF YAMAHA R3 CUP

Race 3

Date: 30/04/17
 Event: R11
 Weather: Partly cloudy - 19.2C
 Track: Dry - Temp: 29.3C

Started at: 13:41:19
 Laps: 8
 Starters: 17
 Printed at: 14:00

PROVISIONAL LAP TIMES

No	Name	Lap 1	Lap 2	Lap 3	Lap 4	Lap 5	Lap 6	Lap 7	Lap 8
11	Chris BALEN (NSW)	1:48.504	1:42.390	1:41.314	1:41.342	1:41.298	1:40.967	1:40.983	1:42.010
13	Andrew HANNAN (VIC)	1:43.339	1:36.272	1:36.241	1:36.506	1:36.834	1:36.602	1:36.162	1:36.038
20	Hunter FORD (NSW)	1:39.593	1:33.752	1:33.863	1:33.337	1:33.056	1:34.059	1:34.356	1:33.827
23	Corey BRIFFA (NSW)	1:41.381	1:35.647	1:36.071	1:35.355	1:35.392	1:35.258	1:35.827	1:35.084
24	Ben BRAMICH (VIC)	1:41.883	1:35.997	1:35.517	1:35.377	1:35.233	1:35.058	1:35.803	1:35.222
27	Mark BOTTOMLEY (VIC)	1:54.215	1:46.266	1:46.030	1:46.022	1:45.952	1:45.707	1:45.775	1:46.179
28	Tayla RELPH (QLD)	1:44.011	1:37.530	1:38.225	1:38.141	1:38.589	1:37.729	1:38.891	1:38.175
31	Chris DOBIE (NSW)	1:49.451							
34	Boyd HOCKING (VIC)	1:42.854	1:35.961	1:36.464	1:36.456	1:36.792	1:36.524	1:35.726	1:36.877
37	Jack MAHAFFY (VIC)	1:39.136	1:33.174	1:33.517	1:33.380	1:33.577	1:32.915	1:33.142	1:33.595
42	Jack PASSFIELD (NSW)	1:40.370	1:34.094	1:35.240	1:36.040	1:35.910	1:35.064	1:35.202	1:35.905
53	John HENDERSON (VIC)	1:48.876	1:42.010	1:42.015	1:41.730	1:42.139	1:41.932	1:41.979	1:41.395
65	Jonah SITA (WA)	1:51.748	1:44.416	1:44.745	1:44.844	1:44.652	1:44.856	1:43.091	1:43.020
70	Troy RYAN (NSW)	1:51.781	1:44.451	1:44.790	1:44.881	1:44.589	1:44.479	1:42.975	1:43.403
71	Tommy EDWARDS (NSW)	1:39.050	1:34.257	1:33.706	1:33.459	1:34.597	1:33.884	1:34.121	1:33.661
151	Lucky TAYLOR (QLD)	1:42.315	1:36.017	1:35.669	1:35.379	1:35.570	1:35.699	1:36.291	1:35.920
152	Dan THOMAS (NSW)	1:42.597	1:36.369	1:36.185	1:36.706	1:36.821	1:36.982	1:35.867	1:36.064

The results are provisional until the end of the time limit for protests and appeals.

Scott Laing
 Chief Time Keeper - Scott Laing

Tom Williams
 Clerk of Course - Tom Williams



Computime Race Timing Systems Pty Ltd © 1996
 Licensed to Computime Race Timing Systems

www.computime.com.au

COMPUTIME RACE TIMING SYSTEMS PTY LTD



ASBK.COM.AU f t i y

Round 3 : Winton Motor Raceway : April 28 - 30

YMF YAMAHA R3 CUP

Race 3

Date: 30/04/17
 Event: R11
 Weather: Partly cloudy - 19.2C
 Track: Dry - Temp: 29.3C

Started at: 13:41:19
 Laps: 8
 Starters: 17
 Printed at: 14:00

PROVISIONAL SPLIT TIMES

Lap	Split 1	Split 2	Split 3	Split 4	Lap Time	Spd	Lap	Split 1	Split 2	Split 3	Split 4	Lap Time	Spd
11 Chris BALEN (NSW) (12th)							3	13.638	15.824	33.416	32.639	1:35.517	155
1	20.626	17.071	35.943	34.864	1:48.504	85	4	13.552	15.770	33.605	32.450	1:35.377	157
2	14.669	16.824	36.854	34.043	1:42.390	149	5	13.468	15.837	33.418	32.510	1:35.233	156
3	14.424	16.680	35.817	34.393	1:41.314	150	6	13.523	15.730	33.381	32.424	1:35.058	158
4	14.512	16.724	36.059	34.047	1:41.342	150	7	13.502	15.745	33.792	32.764	1:35.803	154
5	14.846	16.913	35.721	33.818	1:41.298	149	8	13.987	15.673	33.140	32.422	1:35.222	156
6	14.347	16.800	35.812	34.008	1:40.967	149	27 Mark BOTTOMLEY (VIC) (16th)						
7	14.516	16.797	35.527	34.143	1:40.983	150	1	22.781	17.785	37.155	36.494	1:54.215	86
8	14.435	16.874	36.088	34.613	1:42.010	149	2	15.040	17.606	37.099	36.521	1:46.266	141
13 Andrew HANNAN (VIC) (10th)							3	15.171	17.592	37.136	36.131	1:46.030	140
1	20.002	16.460	33.998	32.879	1:43.339	81	4	15.162	17.599	37.146	36.115	1:46.022	139
2	13.601	16.130	33.708	32.833	1:36.272	155	5	15.108	17.651	37.282	35.911	1:45.952	138
3	13.543	16.116	33.737	32.845	1:36.241	154	6	15.248	17.680	37.029	35.750	1:45.707	138
4	13.595	16.256	33.875	32.780	1:36.506	154	7	14.958	17.601	37.226	35.990	1:45.775	138
5	13.719	16.144	34.037	32.934	1:36.834	152	8	14.991	17.985	37.663	35.540	1:46.179	138
6	13.614	16.197	33.954	32.837	1:36.602	153	28 Tayla RELPH (QLD) (11th)						
7	13.670	16.066	33.680	32.746	1:36.162	155	1	20.322	16.375	34.012	33.302	1:44.011	82
8	13.475	15.942	33.684	32.937	1:36.038	154	2	14.060	16.274	33.670	33.526	1:37.530	152
20 Hunter FORD (NSW) (2nd)							3	13.963	16.267	34.160	33.835	1:38.225	150
1	18.435	15.619	33.410	32.129	1:39.593	63	4	13.995	16.478	34.014	33.654	1:38.141	149
2	13.329	15.667	32.991	31.765	1:33.752	153	5	14.028	16.391	34.040	34.130	1:38.589	147
3	13.347	15.518	32.935	32.063	1:33.863	157	6	13.877	16.329	33.817	33.706	1:37.729	148
4	13.165	15.599	32.732	31.841	1:33.337	154	7	14.045	16.526	34.235	34.085	1:38.891	148
5	13.431	15.425	32.247	31.953	1:33.056	155	8	13.984	16.446	33.927	33.818	1:38.175	148
6	13.256	15.440	33.066	32.297	1:34.059	151	31 Chris DOBIE (NSW) (DNF)						
7	13.427	15.620	32.828	32.481	1:34.356	150	1	21.332	17.254	35.547	35.318	1:49.451	80
8	13.357	15.521	32.619	32.330	1:33.827	149	34 Boyd HOCKING (VIC) (9th)						
23 Corey BRIFFA (NSW) (5th)							1	19.887	16.375	33.803	32.789	1:42.854	80
1	18.397	16.168	34.070	32.746	1:41.381	67	2	13.843	16.036	33.509	32.573	1:35.961	157
2	13.549	16.005	33.513	32.580	1:35.647	154	3	13.853	16.475	33.414	32.722	1:36.464	154
3	13.500	16.181	33.578	32.812	1:36.071	153	4	13.860	16.162	33.695	32.739	1:36.456	156
4	13.486	15.865	33.457	32.547	1:35.355	153	5	14.112	16.151	33.916	32.613	1:36.792	151
5	13.443	15.834	33.489	32.626	1:35.392	153	6	14.059	16.097	33.757	32.611	1:36.524	150
6	13.366	15.798	33.298	32.796	1:35.258	153	7	13.909	16.082	33.277	32.458	1:35.726	150
7	13.703	15.705	33.410	33.009	1:35.827	152	8	13.779	16.018	34.031	33.049	1:36.877	151
8	13.600	15.719	33.127	32.638	1:35.084	155	37 Jack MAHAFFY (VIC) (1st)						
24 Ben BRAMICH (VIC) (6th)							1	18.064	15.923	33.241	31.908	1:39.136	49
1	19.199	16.210	33.737	32.737	1:41.883	69	2	13.285	15.598	32.364	31.927	1:33.174	156
2	13.664	16.032	33.741	32.560	1:35.997	158							

Spott Laing
 Chief Time Keeper - Spott Laing

Tom Williams
 Clerk of Course - Tom Williams



Computime Race Timing Systems Pty Ltd © 1996
 Licensed to Computime Race Timing Systems

www.computime.com.au

COMPUTIME RACE TIMING SYSTEMS PTY LTD



ASBK.COM.AU f t i y

Round 3 : Winton Motor Raceway : April 28 - 30

YMF YAMAHA R3 CUP

Race 3


Date: 30/04/17
 Event: R11
 Weather: Partly cloudy - 19.2C
 Track: Dry - Temp: 29.3C


Started at: 13:41:19
 Laps: 8
 Starters: 17
 Printed at: 14:00

PROVISIONAL SPLIT TIMES

Lap	Split 1	Split 2	Split 3	Split 4	Lap Time	Spd	Lap	Split 1	Split 2	Split 3	Split 4	Lap Time	Spd
3	13.369	15.606	32.376	32.166	1:33.517	153	2	14.840	17.602	36.676	35.333	1:44.451	151
4	13.238	15.711	32.506	31.925	1:33.380	153	3	14.782	17.635	37.177	35.196	1:44.790	156
5	13.220	15.704	32.595	32.058	1:33.577	152	4	14.910	17.452	36.920	35.599	1:44.881	152
6	13.115	15.467	32.432	31.901	1:32.915	152	5	14.634	17.667	37.158	35.130	1:44.589	150
7	13.190	15.587	32.482	31.883	1:33.142	153	6	14.732	17.510	37.344	34.893	1:44.479	151
8	13.179	15.678	32.506	32.232	1:33.595	153	7	14.686	17.450	36.116	34.723	1:42.975	150
							8	14.636	17.479	36.490	34.798	1:43.403	149
42 Jack PASSFIELD (NSW) (4th)							71 Tommy EDWARDS (NSW) (3rd)						
1	18.768	15.913	33.228	32.461	1:40.370	71	1	17.999	15.927	33.055	32.069	1:39.050	61
2	13.416	15.837	32.468	32.373	1:34.094	154	2	13.546	15.905	32.818	31.988	1:34.257	154
3	13.747	15.855	32.757	32.881	1:35.240	153	3	13.164	15.665	32.848	32.029	1:33.706	156
4	13.994	16.135	33.068	32.843	1:36.040	151	4	13.236	15.658	32.662	31.903	1:33.459	153
5	13.679	16.248	33.107	32.876	1:35.910	150	5	14.027	15.771	32.882	31.917	1:34.597	154
6	13.435	15.974	32.974	32.681	1:35.064	150	6	13.222	15.750	32.955	31.957	1:33.884	155
7	13.593	15.976	32.934	32.699	1:35.202	151	7	13.275	15.755	33.064	32.027	1:34.121	153
8	13.499	16.070	33.200	33.136	1:35.905	151	8	13.227	15.590	32.810	32.034	1:33.661	155
53 John HENDERSON (VIC) (13th)							151 Locky TAYLOR (QLD) (7th)						
1	20.950	17.060	36.357	34.509	1:48.876	85	1	19.602	16.253	33.807	32.653	1:42.315	75
2	14.670	16.986	35.775	34.579	1:42.010	149	2	13.622	15.966	33.785	32.644	1:36.017	157
3	14.738	16.988	35.948	34.341	1:42.015	145	3	13.556	16.017	33.365	32.731	1:35.669	156
4	14.497	16.832	36.077	34.324	1:41.730	147	4	13.783	15.948	33.203	32.445	1:35.379	154
5	14.580	17.108	35.669	34.782	1:42.139	146	5	13.698	15.914	33.416	32.542	1:35.570	154
6	14.797	16.899	35.515	34.721	1:41.932	146	6	13.695	15.942	33.432	32.630	1:35.699	154
7	14.994	17.081	35.374	34.530	1:41.979	141	7	13.669	16.042	33.764	32.816	1:36.291	154
8	14.596	17.006	35.222	34.571	1:41.395	145	8	13.747	15.998	33.470	32.705	1:35.920	154
65 Jonah SITA (WA) (15th)							152 Dan THOMAS (NSW) (8th)						
1	21.677	17.573	37.174	35.324	1:51.748	95	1	19.392	16.301	33.770	33.134	1:42.597	76
2	14.688	17.476	36.810	35.442	1:44.416	149	2	13.629	16.078	33.640	33.022	1:36.369	155
3	14.773	17.471	37.201	35.300	1:44.745	149	3	13.454	16.071	33.504	33.156	1:36.185	156
4	14.619	17.479	37.270	35.476	1:44.844	149	4	14.053	16.283	33.791	32.579	1:36.706	150
5	14.706	17.603	37.159	35.184	1:44.652	148	5	13.803	16.241	33.834	32.943	1:36.821	153
6	14.727	17.509	37.316	35.304	1:44.856	148	6	14.016	16.146	33.830	32.990	1:36.982	155
7	14.587	17.439	36.594	34.471	1:43.091	152	7	13.701	16.001	33.503	32.662	1:35.867	152
8	14.390	17.215	36.571	34.844	1:43.020	152	8	13.550	15.796	33.611	33.107	1:36.064	151
70 Troy RYAN (NSW) (14th)													
1	22.014	17.654	36.859	35.254	1:51.781	90							

The results are provisional until the end of the time limit for protests and appeals.


 Chief Time Keeper - Scott Laing


 Clerk of Course - Tom Williams



Computime Race Timing Systems Pty Ltd © 1996
 Licensed to Computime Race Timing Systems

www.computime.com.au

COMPUTIME RACE TIMING SYSTEMS PTY LTD



ASBK.COM.AU f t i y

Round 3 : Winton Motor Raceway : April 28 - 30

YMF YAMAHA R3 CUP

Race 3

Date: 30/04/17
 Event: R11
 Weather: Partly cloudy - 19.2C
 Track: Dry - Temp: 29.3C

Started at: 13:41:19
 Laps: 8
 Starters: 17
 Printed at: 14:00

PROVISIONAL FASTEST LAPS SEQUENCE

Lap	Race Pos	No Name	Machine	Fastest Lap	On Lap
1	1	71 Tommy EDWARDS (NSW)	Yamaha YZF-R3	1:39.050	1
2	1	37 Jack MAHAFFY (VIC)	Yamaha YZF-R3	1:33.174	2
5	2	20 Hunter FORD (NSW)	Yamaha YZF-R3	1:33.056	5
6	1	37 Jack MAHAFFY (VIC)	Yamaha YZF-R3	1:32.915	6

The results are provisional until the end of the time limit for protests and appeals.

Scott Laing
 Chief Time Keeper - Scott Laing

Tom Williams
 Clerk of Course - Tom Williams



Computime Race Timing Systems Pty Ltd © 1996
 Licensed to Computime Race Timing Systems

www.computime.com.au

COMPUTIME RACE TIMING SYSTEMS PTY LTD



ASBK.COM.AU f t i y

Round 3 : Winton Motor Raceway : April 28 - 30

YMF YAMAHA R3 CUP

Race 3

Date: 30/04/17
 Event: R11
 Weather: Partly cloudy - 19.2C
 Track: Dry - Temp: 29.3C

Started at: 13:41:19
 Laps: 8
 Starters: 17
 Printed at: 14:00

PROVISIONAL LAP SHEET

No	Lap Time	Gap	No	Lap Time	Gap	No	Lap Time	Gap	No	Lap Time	Gap	No	Lap Time	Gap			
			28	1:37.530	9.231	24	1:35.377	9.567	37	1:32.915		70	1:42.975	1:19.10			
Lap 1			53	1:42.010	18.576	151	1:35.379	10.173	20	1:34.059	1.961	65	1:43.091	1:19.51			
71	1:39.050		11	1:42.390	18.584	34	1:36.456	12.528	71	1:33.884	3.254	27	1:45.775	1:31.12			
37	1:39.136	.086	65	1:44.416	23.854	152	1:36.706	12.650	42	1:35.064	11.019						
20	1:39.593	.543	70	1:44.451	23.922	13	1:36.506	13.151	24	1:35.058	13.366						
42	1:40.370	1.320	27	1:46.266	28.171	28	1:38.141	18.700	23	1:35.258	13.405						
23	1:41.381	2.331				11	1:41.342	34.343	151	1:35.699	14.950						
24	1:41.883	2.833	Lap 3			53	1:41.730	35.424	34	1:36.524	19.352						
151	1:42.315	3.265	37	1:33.517		65	1:44.844	46.546	152	1:36.982	19.961	Lap 8					
152	1:42.597	3.547	71	1:33.706	1.186	70	1:44.881	46.696	13	1:36.602	20.095	37	1:33.595				
34	1:42.854	3.804	20	1:33.863	1.381	27	1:46.022	53.326	28	1:37.729	28.526	20	1:33.827	3.407			
13	1:43.339	4.289	42	1:35.240	3.877				11	1:40.967	50.116	71	1:33.661	4.299			
28	1:44.011	4.961	23	1:36.071	7.272	Lap 5			53	1:41.932	53.003	42	1:35.905	15.389			
11	1:48.504	9.454	24	1:35.517	7.570	37	1:33.577		70	1:44.479	1:09.27	23	1:35.084	17.579			
53	1:48.876	9.826	151	1:35.669	8.174	20	1:33.056	.817	65	1:44.856	1:09.56	24	1:35.222	17.654			
31	1:49.451	10.401	152	1:36.185	9.324	71	1:34.597	2.285	27	1:45.707	1:18.49	151	1:35.920	20.424			
65	1:51.748	12.698	34	1:36.464	9.452	42	1:35.910	8.870				152	1:36.064	25.155			
70	1:51.781	12.731	13	1:36.241	10.025	23	1:35.392	11.062				13	1:36.038	25.558			
27	1:54.215	15.165	28	1:38.225	13.939	24	1:35.233	11.223				28	1:38.175	38.855			
			11	1:41.314	26.381	151	1:35.570	12.166	Lap 7			11	1:42.010	1:06.37			
			53	1:42.015	27.074	34	1:36.792	15.743	37	1:33.142		53	1:41.395	1:09.64			
			65	1:44.745	35.082	152	1:36.821	15.894	20	1:34.356	3.175	70	1:43.403	1:28.91			
			70	1:44.790	35.195	13	1:36.834	16.408	71	1:34.121	4.233	65	1:43.020	1:28.93			
			27	1:46.030	40.684	28	1:38.589	23.712	42	1:35.202	13.079	27	1:46.179	1:43.71			
						11	1:41.298	42.064	24	1:35.803	16.027						
			Lap 4			23	1:35.392	11.062	23	1:35.827	16.090						
			37	1:33.380		24	1:35.233	11.223	151	1:36.291	18.099						
			71	1:33.459	1.265	151	1:35.570	12.166	34	1:35.726	21.936						
			20	1:33.337	1.338	34	1:36.792	15.743	42	1:35.202	13.079						
			42	1:36.040	6.537	152	1:36.821	15.894	24	1:35.803	16.027						
			23	1:35.355	9.247	13	1:36.834	16.408	23	1:35.827	16.090						
						28	1:38.589	23.712	151	1:36.291	18.099						
						11	1:41.298	42.064	34	1:35.726	21.936						
						53	1:42.139	43.986	152	1:35.867	22.686						
						65	1:44.652	57.621	13	1:36.162	23.115						
						70	1:44.589	57.708	28	1:38.891	34.275						
						27	1:45.952	1:05.70	11	1:40.983	57.957						
									53	1:41.979	1:01.84						
						Lap 6											

The results are provisional until the end of the time limit for protests and appeals.

Scott Laing
 Chief Time Keeper - Scott Laing

Tom Williams
 Clerk of Course - Tom Williams



Computime Race Timing Systems Pty Ltd © 1996
 Licensed to Computime Race Timing Systems

www.computime.com.au

COMPUTIME RACE TIMING SYSTEMS PTY LTD



ASBK.COM.AU f t i y

Round 3 : Winton Motor Raceway : April 28 - 30

YMF YAMAHA R3 CUP

Race 3

Date: 30/04/17
 Event: R11
 Weather: Partly cloudy - 19.2C
 Track: Dry - Temp: 29.3C

Started at: 13:41:19
 Laps: 8
 Starters: 17
 Printed at: 14:00

PROVISIONAL LAP CHART

Grid	1	2	3	4	5	6	7	8
37	71	37	37	37	37	37	37	37
71	37	71	71	71	20	20	20	20
20	20	20	20	20	71	71	71	71
23	42	42	42	42	42	42	42	42
24	23	23	23	23	23	24	24	23
42	24	24	24	24	24	23	23	24
151	151	151	151	151	151	151	151	151
152	152	34	152	34	34	34	34	152
34	34	152	34	152	152	152	152	34
13	13	13	13	13	13	13	13	13
28	28	28	28	28	28	28	28	28
31	11	53	11	11	11	11	11	11
11	53	11	53	53	53	53	53	53
53	31	65	65	65	65	70	70	70
96	65	70	70	70	70	65	65	65
70	70	27	27	27	27	27	27	27
27	27							
65								

The results are provisional until the end of the time limit for protests and appeals.

Scott Laing
 Chief Time Keeper - Scott Laing

Tom Williams
 Clerk of Course - Tom Williams



Computime Race Timing Systems Pty Ltd © 1996
 Licensed to Computime Race Timing Systems

www.computime.com.au

COMPUTIME RACE TIMING SYSTEMS PTY LTD



ASBK.COM.AU f t i y

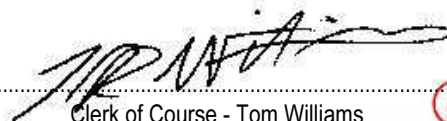
Round 3 : Winton Motor Raceway : April 28 - 30

YAMAHA R3 CUP PROVISIONAL ROUND POINTS

YAMAHA MOTOR FINANCE R3 CUP

Pos	Name	Rnd 2 Race 1	Rnd 2 Race 2	Rnd 2 Race 3	Total
1	Jack MAHAFFY (VIC)	25	25	25	75
2	Hunter FORD (NSW)	17	20	20	57
3	Jack PASSFIELD (NSW)	18	18	17	53
4	Corey BRIFFA (NSW)	20	16	16	52
5	Tommy EDWARDS (NSW)	16	17	18	51
6	Ben BRAMICH (VIC)	15	15	15	45
7	Locky TAYLOR (QLD)	10	14	14	38
8	Dan THOMAS (NSW)	12	12	13	37
9	Boyd HOCKING (VIC)	14	11	12	37
10	Andrew HANNAN (VIC)	13	13	11	37
11	Tayla RELPH (QLD)	11	10	10	31
12	John HENDERSON (VIC)	6	8	8	22
13	Chris BALEN (NSW)	9	0	9	18
14	Jonah SITA (WA)	4	7	6	17
15	Chris DOBIE (NSW)	8	9	0	17
16	Troy RYAN (NSW)	7	0	7	14
17	Mark BOTTOMLEY (VIC)	3	6	5	14
18	Jake BRETT (NSW)	5	0	0	5


Chief Time Keeper - Spott Laing


Clerk of Course - Tom Williams



Computime Race Timing Systems Pty Ltd © 1996
Licensed to Computime Race Timing Systems

www.computime.com.au

COMPUTIME RACE TIMING SYSTEMS PTY LTD





ASBK.COM.AU f t i y

Round 3 : Winton Motor Raceway : April 28 - 30

YAMAHA R3 CUP PROVISIONAL SERIES POINTS

YAMAHA MOTOR FINANCE R3 CUP

Pos	Name	Rnd 1 W/fld	Rnd 2 Race 1	Rnd 2 Race 2	Rnd 2 Race 3	Total
1	Jack PASSFIELD (NSW)	67	18	18	17	120
2	Tommy EDWARDS (NSW)	63	16	17	18	114
3	Corey BRIFFA (NSW)	51	20	16	16	103
4	Jack MAHAFFY (VIC)	26	25	25	25	101
5	Hunter FORD (NSW)	28	17	20	20	85
6	Ben BRAMICH (VIC)	40	15	15	15	85
7	Boyd HOCKING (VIC)	48	14	11	12	85
8	Dan THOMAS (NSW)	43	12	12	13	80
9	Tayla RELPH (QLD)	42	11	10	10	73
10	John HENDERSON (VIC)	34	6	8	8	56
11	Andrew HANNAN (VIC)	12	13	13	11	49
12	Jonah SITA (WA)	26	4	7	6	43
13	Chris DOBIE (NSW)	25	8	9	0	42
14	Chris BALEN (NSW)	23	9	0	9	41
15	Locky TAYLOR (QLD)	0	10	14	14	38
16	Mark BOTTOMLEY (VIC)	22	3	6	5	36
17	Troy RYAN (NSW)	19	7	0	7	33
18	Ty LYNCH (SA)	20	0	0	0	20
19	Jake BRETT (NSW)	13	5	0	0	18

Scott Laing
Chief Time Keeper - Scott Laing

Tom Williams
Clerk of Course - Tom Williams



Computime Race Timing Systems Pty Ltd © 1996
Licensed to Computime Race Timing Systems

www.computime.com.au

COMPUTIME RACE TIMING SYSTEMS PTY LTD

